

ADAPTORS

Although the range of FLEXOLITE hose-end fittings is extensive it is impossible to produce a suitable fitting for every occasion. Where no suitable fitting is available the use of an adaptor may make the installation possible. Please consult the list of FLEXOLITE adaptors below for your particular requirement, but remember, the range is continually being increased and we are happy to produce custom fittings and adaptors for specialised requirements.

For details on ordering, part numbers, and threads please see the Technical Section.

JIC/JIC EQUAL THREAD



STRAIGHT MALE X120

| SPECIFIC | MATERIAL | DETAIL |
|----------|----------|-------------|
| /10 | D, C | 5/16 x 24 |
| /11 | P, CH, D | 3/8 x 24 |
| /12 | D, C | 7/16 x 20 |
| /14 | D, C | 9/16 x 18 |
| /16 | D, C | 3/4 x 16 |
| /17 | D, C | 7/8 x 14 |
| /18 | D, C | 1-1/16 x 12 |
| /19 | D, C | 1-5/16 x 12 |

45° MALE BULKHEAD X122

| | | |
|-----|---------|-------------|
| /11 | P, D, C | 3/8 x 24 |
| /12 | D, C | 7/16 x 20 |
| /14 | D, C | 9/16 x 18 |
| /16 | D, C | 3/4 x 16 |
| /17 | D, C | 7/8 x 14 |
| /18 | D, C | 1-1/16 x 12 |
| /19 | D, C | 1-5/16 x 12 |



STRAIGHT MALE BULKHEAD X121

| | | |
|-----|---------|-------------|
| /11 | P, D, C | 3/8 x 24 |
| /12 | D, C | 7/16 x 20 |
| /14 | D, C | 9/16 x 18 |
| /16 | D, C | 3/4 x 16 |
| /17 | D, C | 7/8 x 14 |
| /18 | D, C | 1-1/16 x 12 |
| /19 | D, C | 1-5/16 x 12 |



90° MALE ELBOW X123

| | | |
|-----|------|-------------|
| /11 | D | 3/8 x 24 |
| /12 | D, C | 7/16 x 20 |
| /14 | D, C | 9/16 x 18 |
| /16 | D, C | 3/4 x 16 |
| /17 | D, C | 7/8 x 14 |
| /18 | D, C | 1-1/16 x 12 |
| /19 | D, C | 1-5/16 x 12 |



90° MALE TO FEMALE (SWIVEL) X152

| | | |
|-----|------|-------------|
| /11 | D | 3/8 x 24 |
| /12 | D, C | 7/16 x 20 |
| /14 | D, C | 9/16 x 18 |
| /16 | D, C | 3/4 x 16 |
| /17 | D, C | 7/8 x 14 |
| /18 | D, C | 1-1/16 x 12 |



90° MALE BULKHEAD X124

| | | |
|-----|---------|-------------|
| /11 | P, D, C | 3/8 x 24 |
| /12 | P, D, C | 7/16 x 20 |
| /14 | D, C | 9/16 x 18 |
| /16 | D, C | 3/4 x 16 |
| /17 | D, C | 7/8 x 14 |
| /18 | D, C | 1-1/16 x 12 |
| /19 | D, C | 1-5/16 x 12 |



THREE WAY (TEE) MALE X125

| | | |
|-----|---------|-------------|
| /11 | P, D, C | 3/8 x 24 |
| /12 | P, D, C | 7/16 x 20 |
| /14 | D, C | 9/16 x 18 |
| /16 | D, C | 3/4 x 16 |
| /17 | D, C | 7/8 x 14 |
| /18 | D, C | 1-1/16 x 12 |
| /19 | D, C | 1-5/16 x 12 |



THREE WAY (TEE) MALE BULKHEAD ON BRANCH X126

| | | |
|-----|---------|-------------|
| /11 | P, D, C | 3/8 x 24 |
| /12 | D, C | 7/16 x 20 |
| /14 | D, C | 9/16 x 18 |
| /16 | D, C | 3/4 x 16 |
| /17 | D, C | 7/8 x 14 |
| /18 | D, C | 1-1/16 x 12 |
| /19 | D, C | 1-5/16 x 12 |



THREE WAY MALE (TEE) BULKHEAD ON RUN X127

| | | |
|-----|------|-------------|
| /11 | D | 3/8 x 24 |
| /12 | D, C | 7/16 x 20 |
| /14 | D, C | 9/16 x 18 |
| /16 | D, C | 3/4 x 16 |
| /17 | D, C | 7/8 x 14 |
| /18 | D, C | 1-1/16 x 12 |
| /19 | D, C | 1-5/16 x 12 |



THREE WAY (TEE) WITH FEMALE (SWIVEL) ON BRANCH X128

| | | |
|-----|------|-------------|
| /11 | D | 3/8 x 24 |
| /12 | D, C | 7/16 x 20 |
| /14 | D, C | 9/16 x 18 |
| /16 | D, C | 3/4 x 16 |
| /17 | D, C | 7/8 x 14 |
| /18 | D, C | 1-1/16 x 12 |
| /19 | D, C | 1-5/16 x 12 |




**THREE WAY (TEE) WITH
FEMALE (SWIVEL) ON RUN X129**

| | | |
|-----|------|-------------|
| /11 | D | 3/8 x 24 |
| /12 | D, C | 7/16 x 20 |
| /14 | D, C | 9/16 x 18 |
| /16 | D, C | 3/4 x 16 |
| /17 | D, C | 7/8 x 14 |
| /18 | D, C | 1-1/16 x 12 |
| /19 | D, C | 1-5/16 x 12 |

JIC (37°) PLUG X132



| | | |
|-----|------|-------------|
| /10 | D | 5/16 x 24 |
| /11 | D | 3/8 x 24 |
| /12 | D, C | 7/16 x 20 |
| /14 | D, C | 9/16 x 18 |
| /16 | D, C | 3/4 x 16 |
| /17 | D, C | 7/8 x 14 |
| /18 | D, C | 1-1/16 x 12 |
| /19 | D, C | 1-5/16 x 12 |



THREE WAY (TEE) FEMALE X130

| | | |
|-----|---|-------------|
| /11 | D | 3/8 x 24 |
| /12 | D | 7/16 x 20 |
| /14 | D | 9/16 x 18 |
| /16 | D | 3/4 x 16 |
| /17 | D | 7/8 x 14 |
| /18 | D | 1-1/16 x 12 |
| /19 | D | 1-5/16 x 12 |

SAE (FLAT SEAT) PLUG X133



| | | |
|-----|------|-------------|
| /10 | D | 5/16 x 24 |
| /11 | D | 3/8 x 24 |
| /12 | D | 7/16 x 20 |
| /14 | D, C | 9/16 x 18 |
| /16 | D, C | 3/4 x 16 |
| /17 | D, C | 7/8 x 14 |
| /18 | D, C | 1-1/16 x 12 |
| /19 | D, C | 1-5/16 x 12 |



FEMALE TO FEMALE (SWIVEL) X131

| | | |
|-----|------|-------------|
| /11 | D | 3/8 x 24 |
| /12 | D, C | 7/16 x 20 |
| /14 | D, C | 9/16 x 18 |
| /16 | D, C | 3/4 x 16 |
| /17 | D, C | 7/8 x 14 |
| /18 | D, C | 1-1/16 x 12 |
| /19 | D, C | 1-5/16 x 12 |

JIC CAP X134



| | | |
|-----|------|-------------|
| /10 | D | 5/16 x 24 |
| /11 | D | 3/8 x 24 |
| /12 | D, C | 7/16 x 20 |
| /14 | D, C | 9/16 x 18 |
| /16 | D, C | 3/4 x 16 |
| /17 | D, C | 7/8 x 14 |
| /18 | D, C | 1-1/16 x 12 |
| /19 | D, C | 1-5/16 x 12 |

LOCKNUT X135



| | | |
|-----|-------------|-------------|
| /11 | P, CH, D, C | 3/8 x 24 |
| /12 | D, C | 7/16 x 20 |
| /14 | D, C | 9/16 x 18 |
| /16 | D, C | 3/4 x 16 |
| /17 | D, C | 7/8 x 14 |
| /18 | D, C | 1-1/16 x 12 |
| /19 | D, C | 1-5/16 x 12 |

JIC/JIC REDUCERS



MALE/MALE X137

| SPECIFIC | MATERIAL | THREAD A | THREAD B |
|----------|----------|-------------|-------------|
| /11/10 | C | 3/8 x 24 | 5/16 x 24 |
| /12/11 | P, D | 7/16 x 20 | 3/8 x 24 |
| /14/12 | P, D, C | 9/16 x 18 | 7/16 x 20 |
| /16/14 | P, D, C | 3/4 x 16 | 9/16 x 18 |
| /17/14 | P, D, C | 7/8 x 14 | 9/16 x 18 |
| /17/16 | P, D, C | 7/8 x 14 | 3/4 x 16 |
| /18/14 | P, D, C | 1-1/16 x 12 | 9/16 x 18 |
| /18/16 | P, D, C | 1-1/16 x 12 | 3/4 x 16 |
| /18/17 | P, D, C | 1-1/16 x 12 | 7/8 x 14 |
| /19/17 | D, C | 1-5/16 x 12 | 7/8 x 14 |
| /19/18 | D, C | 1-5/16 x 12 | 1-1/16 x 12 |

MALE WELD FLANGE X136




| | | |
|-----|---------|-------------|
| /10 | P, C | 5/16 x 24 |
| /11 | P, D, C | 3/8 x 24 |
| /12 | P, D, C | 7/16 x 20 |
| /14 | D, C | 9/16 x 18 |
| /16 | D, C | 3/4 x 16 |
| /17 | D, C | 7/8 x 14 |
| /18 | D, C | 1-1/16 x 12 |
| /19 | D, C | 1-5/16 x 12 |

FEMALE/MALE X138

| | | | |
|--------|------|-------------|-------------|
| /12/11 | D | 7/16 x 20 | 3/8 x 24 |
| /14/12 | D | 9/16 x 18 | 7/16 x 20 |
| /16/14 | D, C | 3/4 x 16 | 9/16 x 18 |
| /17/16 | D, C | 7/8 x 14 | 3/4 x 16 |
| /18/16 | D, C | 1-1/16 x 12 | 3/4 x 16 |
| /18/17 | D, C | 1-1/16 x 12 | 7/8 x 14 |
| /19/18 | D, C | 1-5/16 x 12 | 1-1/16 x 12 |

FEMALE WELD FLANGE X156



| | | |
|-----|---------|-------------|
| /10 | P, C | 5/16 x 24 |
| /11 | P, D, C | 3/8 x 24 |
| /12 | P, D, C | 7/16 x 20 |
| /14 | D, C | 9/16 x 18 |
| /16 | D, C | 3/4 x 16 |
| /17 | D, C | 7/8 x 14 |
| /18 | D, C | 1-1/16 x 12 |
| /19 | D, C | 1-5/16 x 12 |





JIC/NPTF ADAPTORS

STRAIGHT MALE/MALE ADAPTOR X139

| SPECIFIC | MATERIAL | JIC THREAD | NPTF THREAD |
|----------|----------|-------------|-------------|
| /11/71 | P, D, C | 3/8 x 24 | 1/8 x 27 |
| /11/72 | P, D, C | 3/8 x 24 | 1/4 x 18 |
| /12/71 | P, D, C | 7/16 x 20 | 1/8 x 27 |
| /12/72 | P, D, C | 7/16 x 20 | 1/4 x 18 |
| /14/71 | P, D | 9/16 x 18 | 1/8 x 27 |
| /14/72 | P, D | 9/16 x 18 | 1/4 x 27 |
| /14/73 | P, D, C | 9/16 x 18 | 3/8 x 18 |
| /14/74 | P, D | 9/16 x 18 | 1/2 x 14 |
| /16/72 | P, D | 3/4 x 16 | 1/4 x 18 |
| /16/73 | P, D | 3/4 x 16 | 3/8 x 18 |
| /16/74 | P, D, C | 3/4 x 16 | 1/2 x 14 |
| /16/75 | D | 3/4 x 16 | 3/4 x 14 |
| /17/73 | D | 7/8 x 14 | 3/8 x 18 |
| /17/74 | D, C | 7/8 x 14 | 1/2 x 14 |
| /17/75 | D | 7/8 x 14 | 3/4 x 14 |
| /18/74 | D | 1-1/16 x 12 | 1/2 x 14 |
| /18/75 | D, C | 1-1/16 x 12 | 3/4 x 14 |
| /18/76 | D | 1-1/16 x 12 | 1 x 11-1/2 |
| /19/75 | D | 1-5/16 x 12 | 3/4 x 14 |
| /19/76 | D | 1-5/16 x 12 | 1 x 11-1/2 |



45° MALE/MALE ADAPTOR X140

| | | | |
|--------|---------|-------------|------------|
| /11/71 | P, D, C | 3/8 x 24 | 1/8 x 27 |
| /12/71 | P, D, C | 7/16 x 20 | 1/8 x 27 |
| /12/72 | P, D, C | 7/16 x 20 | 1/4 x 18 |
| /14/71 | P, D | 9/16 x 18 | 1/8 x 27 |
| /14/72 | P, D | 9/16 x 18 | 1/4 x 27 |
| /14/73 | P, D, C | 9/16 x 18 | 3/8 x 18 |
| /14/74 | P, D | 9/16 x 18 | 1/2 x 14 |
| /16/72 | P, D | 3/4 x 16 | 1/4 x 18 |
| /16/73 | P, D | 3/4 x 16 | 3/8 x 18 |
| /16/74 | P, D, C | 3/4 x 16 | 1/2 x 14 |
| /17/73 | D | 7/8 x 14 | 3/8 x 18 |
| /17/74 | D, C | 7/8 x 14 | 1/2 x 14 |
| /17/75 | D | 7/8 x 14 | 3/4 x 14 |
| /18/74 | D | 1-1/16 x 12 | 1/2 x 14 |
| /18/75 | D, C | 1-1/16 x 12 | 3/4 x 14 |
| /19/75 | D | 1-5/16 x 12 | 3/4 x 14 |
| /19/76 | D | 1-5/16 x 12 | 1 x 11-1/2 |



90° MALE/MALE ADAPTOR X141

| | | | |
|--------|---------|-------------|------------|
| /11/71 | P, D, C | 3/8 x 24 | 1/8 x 27 |
| /12/71 | P, D, C | 7/16 x 20 | 1/8 x 27 |
| /12/72 | P, D, C | 7/16 x 20 | 1/4 x 18 |
| /14/71 | P, D | 9/16 x 18 | 1/8 x 27 |
| /14/72 | P, D | 9/16 x 18 | 1/4 x 27 |
| /14/73 | P, D, C | 9/16 x 18 | 3/8 x 18 |
| /14/74 | P, D | 9/16 x 18 | 1/2 x 14 |
| /16/72 | P, D | 3/4 x 16 | 1/4 x 18 |
| /16/73 | P, D | 3/4 x 16 | 3/8 x 18 |
| /16/74 | P, D, C | 3/4 x 16 | 1/2 x 14 |
| /17/73 | D | 7/8 x 14 | 3/8 x 18 |
| /17/74 | D, C | 7/8 x 14 | 1/2 x 14 |
| /17/75 | D | 7/8 x 14 | 3/4 x 14 |
| /18/74 | D | 1-1/16 x 12 | 1/2 x 14 |
| /18/75 | D, C | 1-1/16 x 12 | 3/4 x 14 |
| /19/75 | D | 1-5/16 x 12 | 3/4 x 14 |
| /19/76 | D | 1-5/16 x 12 | 1 x 11-1/2 |



THREE WAY (TEE) WITH NPTF ON BRANCH X142

| | | | |
|--------|------|-------------|----------|
| /11/71 | D | 3/8 x 24 | 1/8 x 27 |
| /12/71 | D | 7/16 x 20 | 1/8 x 27 |
| /12/72 | C | 7/16 x 20 | 1/4 x 18 |
| /14/72 | D | 9/16 x 18 | 1/4 x 18 |
| /14/73 | C | 9/16 x 18 | 3/8 x 18 |
| /16/73 | D | 3/4 x 16 | 3/8 x 18 |
| /17/74 | D, C | 7/8 x 14 | 1/2 x 14 |
| /18/75 | D, C | 1-1/16 x 12 | 3/4 x 14 |



THREE WAY (TEE) WITH NPTF ON RUN X143

| | | | |
|--------|------|-------------|----------|
| /11/71 | D | 3/8 x 24 | 1/8 x 27 |
| /12/71 | D | 7/16 x 20 | 1/8 x 27 |
| /12/72 | C | 7/16 x 20 | 1/4 x 18 |
| /14/72 | D | 9/16 x 18 | 1/4 x 18 |
| /14/73 | C | 9/16 x 18 | 3/8 x 18 |
| /16/73 | D | 3/4 x 16 | 3/8 x 18 |
| /17/74 | D, C | 7/8 x 14 | 1/2 x 14 |
| /18/75 | D, C | 1-1/16 x 12 | 3/4 x 14 |



JIC FEMALE SWIVEL/NPTF MALE STRAIGHT X144

| | | | |
|--------|------|-----------|----------|
| /12/71 | D | 7/16 x 20 | 1/8 x 27 |
| /12/72 | C | 7/16 x 20 | 1/4 x 18 |
| /14/71 | D | 9/16 x 18 | 1/8 x 27 |
| /14/72 | D | 9/16 x 18 | 1/4 x 18 |
| /14/73 | D, C | 9/16 x 18 | 3/8 x 18 |
| /16/73 | D | 3/4 x 16 | 3/8 x 18 |
| /16/74 | D, C | 3/4 x 16 | 1/2 x 14 |
| /17/74 | D, C | 7/8 x 14 | 1/2 x 14 |

JIC/METRIC MALE/MALE ADAPTOR



X100 **X101** **X102**
Metric Convex **Metric Concave** **Metric Convex Bulkhead**

| SPECIFIC | MATERIAL | JIC THREAD | METRIC THREAD |
|----------|----------|------------|---------------|
| /10/33 | C | 5/16 x 24 | 8 x 1.00 |
| /10/35 | C | 5/16 x 24 | 10 x 1.00 |
| /10/36 | C | 5/16 x 24 | 10 x 1.25 |
| /11/33 | P, C | 3/8 x 24 | 8 x 1.00 |
| /11/34 | P, C | 3/8 x 24 | 8 x 1.25 |
| /11/35# | P, C, D | 3/8 x 24 | 10 x 1.00 |
| /11/36# | P, C, D | 3/8 x 24 | 10 x 1.25 |
| /11/38 | P, C, D | 3/8 x 24 | 12 x 1.00 |
| /11/39 | P | 3/8 x 24 | 12 x 1.25 |
| /11/40 | D | 3/8 x 24 | 12 x 1.50 |
| /11/42 | D | 3/8 x 24 | 14 x 1.50 |
| /11/43 | D | 3/8 x 24 | 16 x 1.50 |
| /11/44 | D | 3/8 x 24 | 18 x 1.50 |
| /11/45 | D | 3/8 x 24 | 20 x 1.50 |
| /11/46 | D | 3/8 x 24 | 22 x 1.50 |
| /12/33 | D | 7/16 x 20 | 8 x 1.00 |
| /12/35 | P, C, D | 7/16 x 20 | 10 x 1.00 |
| /12/36 | P, C, D | 7/16 x 20 | 10 x 1.25 |
| /12/37 | P | 7/16 x 20 | 10 x 1.50 |
| /12/38 | P, C, D | 7/16 x 20 | 12 x 1.00 |
| /12/39 | P | 7/16 x 20 | 12 x 1.25 |
| /12/40 | P, D | 7/16 x 20 | 12 x 1.50 |
| /12/42 | D | 7/16 x 20 | 14 x 1.50 |

| | | | |
|--------|------|-----------|-----------|
| /12/43 | D | 7/16 x 20 | 16 x 1.50 |
| /12/44 | D | 7/16 x 20 | 18 x 1.50 |
| /12/45 | D | 7/16 x 20 | 20 x 1.50 |
| /12/46 | D | 7/16 x 20 | 22 x 1.50 |
| /14/33 | C | 9/16 x 18 | 8 x 1.00 |
| /14/35 | D | 9/16 x 18 | 10 x 1.00 |
| /14/36 | D | 9/16 x 18 | 10 x 1.25 |
| /14/37 | D | 9/16 x 18 | 10 x 1.50 |
| /14/38 | D | 9/16 x 18 | 12 x 1.00 |
| /14/39 | P, C | 9/16 x 18 | 12 x 1.25 |
| /14/40 | P, D | 9/16 x 18 | 12 x 1.50 |
| /14/42 | P, D | 9/16 x 18 | 14 x 1.50 |
| /14/43 | P, D | 9/16 x 18 | 16 x 1.50 |
| /14/44 | D | 9/16 x 18 | 18 x 1.50 |
| /14/45 | D | 9/16 x 18 | 20 x 1.50 |
| /14/46 | D | 9/16 x 18 | 22 x 1.50 |
| /14/47 | D | 9/16 x 18 | 24 x 1.50 |
| /16/35 | D | 3/4 x 16 | 10 x 1.00 |
| /16/37 | D | 3/4 x 16 | 10 x 1.50 |
| /16/39 | D | 3/4 x 16 | 12 x 1.25 |
| /16/40 | P, D | 3/4 x 16 | 12 x 1.50 |
| /16/42 | P, D | 3/4 x 16 | 14 x 1.50 |
| /16/43 | P, D | 3/4 x 16 | 16 x 1.50 |
| /16/44 | D | 3/4 x 16 | 18 x 1.50 |
| /16/45 | D | 3/4 x 16 | 20 x 1.50 |
| /16/46 | D | 3/4 x 16 | 22 x 1.50 |
| /16/47 | D | 3/4 x 16 | 24 x 1.50 |
| /16/48 | D | 3/4 x 16 | 26 x 1.50 |
| /17/43 | P, D | 7/8 x 14 | 16 x 1.50 |
| /17/44 | D | 7/8 x 14 | 18 x 1.50 |
| /17/45 | D | 7/8 x 14 | 20 x 1.50 |

#BULKHEAD FITTING AVAILABLE IN THESE SIZES ONLY

CONTINUED

MATERIALS: P = ZINC-PLATED MILD STEEL; CH = CHROMIUM-PLATED STEEL; D = ANODIZED ALLOY; C = STAINLESS STEEL. T = TITANIUM

| SPECIFIC | MATERIAL | JIC THREAD | METRIC THREAD |
|----------|----------|-------------|---------------|
| /17/46 | D | 7/8 x 14 | 22 x 1.50 |
| /17/47 | D | 7/8 x 14 | 24 x 1.50 |
| /17/48 | D | 7/8 x 14 | 26 x 1.50 |
| /17/49 | D | 7/8 x 14 | 30 x 1.50 |
| /18/44 | D | 1-1/16 x 12 | 18 x 1.50 |
| /18/45 | D | 1-1/16 x 12 | 20 x 1.50 |
| /18/46 | D | 1-1/16 x 12 | 22 x 1.50 |
| /18/48 | D | 1-1/16 x 12 | 26 x 1.50 |
| /18/49 | D | 1-1/16 x 12 | 30 x 1.50 |
| /19/48 | D | 1-5/16 x 12 | 26 x 1.50 |
| /19/49 | D | 1-5/16 x 12 | 30 x 1.50 |

JIC/BSP ADAPTORS



STRAIGHT MALE/MALE X103

| SPECIFIC | MATERIAL | JIC THREAD | BSP THREAD |
|----------|----------|------------|------------|
| /10/51 | P | 5/16 x 24 | 1/8 x 28 |
| /11/51 | P, CH | 3/8 x 24 | 1/8 x 28 |
| /12/51 | P, CH | 7/16 x 20 | 1/8 x 28 |
| /13/51 | P | 1/2 x 20 | 1/8 x 28 |
| /14/51 | D | 9/16 x 18 | 1/8 x 28 |
| /16/51 | D | 3/4 x 16 | 1/8 x 28 |
| /11/52 | P | 3/8 x 24 | 1/4 x 19 |
| /12/52 | P, C | 7/16 x 20 | 1/4 x 19 |
| /13/52 | P, D, C | 1/2 x 20 | 1/4 x 19 |
| /14/52 | P, D | 9/16 x 18 | 1/4 x 19 |
| /15/52 | P, D | 5/8 x 18 | 1/4 x 19 |
| /16/52 | P, D | 3/4 x 16 | 1/4 x 19 |

| | | | |
|--------|---------|-------------|----------|
| /17/52 | P, D | 7/8 x 14 | 1/4 x 19 |
| /13/53 | P, D | 1/2 x 20 | 3/8 x 19 |
| /14/53 | P, D, C | 9/16 x 18 | 3/8 x 19 |
| /15/53 | P, D | 5/8 x 18 | 3/8 x 19 |
| /16/53 | P, D | 3/4 x 16 | 3/8 x 19 |
| /17/53 | P, D | 7/8 x 14 | 3/8 x 19 |
| /18/53 | P, D | 1-1/16 x 12 | 3/8 x 19 |
| /16/54 | P, D | 3/4 x 16 | 1/2 x 14 |
| /17/54 | P, D, C | 7/8 x 14 | 1/2 x 14 |
| /18/54 | P, D | 1-1/16 x 12 | 1/2 x 14 |
| /18/56 | C | 1-1/16 x 12 | 3/4 x 14 |
| /19/56 | P, D | 1-5/16 x 12 | 3/4 x 14 |



STRAIGHT MALE/MALE BULKHEAD ADAPTOR X104

| | | | |
|--------|-------|-----------|----------|
| /11/51 | P, CH | 3/8 x 24 | 1/8 x 24 |
| /12/51 | P, CH | 7/16 x 20 | 1/8 x 24 |
| /11/52 | P | 3/8 x 24 | 1/4 x 19 |
| /12/52 | P | 7/16 x 20 | 1/4 x 19 |

BSP ADAPTORS



STRAIGHT MALE/MALE X108

| SPECIFIC | MATERIAL | THREAD |
|----------|----------|----------|
| /51 | P, C | 1/8 x 28 |
| /52 | P, C | 1/4 x 19 |
| /53 | P, C | 3/8 x 19 |
| /54 | P, C | 1/2 x 14 |



HEX-HEAD PLUG X109

| SPECIFIC | MATERIAL | THREAD A | THREAD B |
|----------|----------|----------|----------|
| /51 | P, C | 1/8 x 28 | |
| /52 | P, C | 1/4 x 19 | |
| /53 | P, C | 3/8 x 19 | |
| /54 | P, C | 1/2 x 14 | |



CAP X110

| | | |
|-----|------|----------|
| /51 | P, C | 1/8 x 28 |
| /52 | P, C | 1/4 x 19 |
| /53 | P, C | 3/8 x 19 |
| /54 | P, C | 1/2 x 14 |




THREE WAY (TEE) MALE X111

| | | |
|-----|------|----------|
| /51 | P, C | 1/8 x 28 |
| /52 | P, C | 1/4 x 19 |
| /53 | P, C | 3/8 x 19 |
| /54 | P, C | 1/2 x 14 |



BSP/BSP MALE/MALE UNEQUAL THREAD X112

| SPECIFIC | MATERIAL | THREAD A | THREAD B |
|----------|----------|----------|----------|
| /51/52 | P, C | 1/8 x 28 | 1/4 x 19 |
| /51/53 | P, C | 1/8 x 28 | 3/8 x 19 |
| /51/54 | P, C | 1/8 x 28 | 1/2 x 14 |
| /52/53 | P, C | 1/4 x 19 | 3/8 x 19 |
| /52/54 | P, C | 1/4 x 19 | 1/2 x 14 |
| /52/55 | P, C | 1/4 x 19 | 5/8 x 14 |
| /52/56 | P, C | 1/4 x 19 | 3/4 x 14 |
| /53/54 | P, C | 3/8 x 19 | 1/2 x 14 |



BSP/METRIC (CONCAVE) MALE/MALE X105

| SPECIFIC | MATERIAL | BSP THREAD | METRIC THREAD |
|----------|----------|------------|---------------|
| /51/33 | P, CH | 1/8 x 28 | 8 x 1.00 |
| /51/35 | P, CH | 1/8 x 28 | 10 x 1.00 |
| /51/36 | P, CH | 1/8 x 28 | 10 x 1.25 |
| /51/37 | P | 1/8 x 28 | 10 x 1.50 |
| /51/40 | P | 1/8 x 28 | 12 x 1.50 |
| /51/42 | P | 1/8 x 28 | 14 x 1.50 |
| /51/43 | P | 1/8 x 28 | 16 x 1.50 |
| /52//35 | P | 1/4 x 19 | 10 x 1.00 |
| /52/38 | P | 1/4 x 19 | 12 x 1.00 |
| /52/39 | P | 1/4 x 19 | 12 x 1.25 |
| /52/40 | P | 1/4 x 19 | 12 x 1.50 |
| /52/42 | P | 1/4 x 19 | 14 x 1.50 |
| /53/38 | P | 3/8 x 19 | 12 x 1.00 |
| /53/39 | P | 3/8 x 19 | 12 x 1.25 |
| /53/40 | P | 3/8 x 19 | 12 x 1.50 |
| /53/43 | P | 3/8 x 19 | 16 x 1.50 |
| /53/46 | P | 3/8 x 19 | 22 x 1.50 |



BSP/METRIC CONVEX MALE/MALE X106

| | | | |
|--------|-------|----------|-----------|
| /51/35 | P, CH | 1/8 x 28 | 10 x 1.00 |
| /51/36 | P, CH | 1/8 x 28 | 10 x 1.25 |
| /51/37 | P | 1/8 x 28 | 10 x 1.50 |



BSP/METRIC CONVEX BULKHEAD X107

| | | | |
|--------|-------|----------|-----------|
| /51/35 | P, CH | 1/8 x 28 | 10 x 1.00 |
| /51/36 | P, CH | 1/8 x 28 | 10 x 1.25 |
| /51/37 | P | 1/8 x 28 | 10 x 1.50 |



BSP/NPTF MALE/MALE ADAPTOR X113

| SPECIFIC | MATERIAL | THREAD A | THREAD B |
|----------|----------|----------|----------|
| /51/71 | P, CH, C | 1/8 x 28 | 1/8 x 27 |
| /52/71 | P | 1/4 x 19 | 1/8 x 27 |
| /52/72 | P, C | 1/4 x 19 | 1/4 x 18 |
| /52/73 | P | 1/4 x 19 | 3/8 x 18 |
| /53/72 | P | 3/8 x 19 | 1/4 x 18 |
| /53/73 | P, C | 3/8 x 19 | 3/8 x 18 |
| /54/72 | P | 1/2 x 14 | 1/4 x 19 |
| /54/73 | P | 1/2 x 14 | 3/8 x 18 |
| /54/74 | C | 1/2 x 14 | 1/2 x 14 |

NPTF ADAPTORS



MALE/MALE STRAIGHT X145

| SPECIFIC | MATERIAL | DETAIL |
|----------|----------|------------|
| /71 | D, C | 1/8 x 27 |
| /72 | D, C | 1/4 x 18 |
| /73 | D, C | 3/8 x 18 |
| /74 | D, C | 1/2 x 14 |
| /75 | D, C | 3/4 x 14 |
| /76 | D, C | 1 x 11-1/2 |



FEMALE PIPE COUPLING X146

| | | |
|-----|------|------------|
| /71 | D | 1/8 x 27 |
| /72 | D, C | 1/4 x 18 |
| /73 | D, C | 3/8 x 18 |
| /74 | D, C | 1/2 x 14 |
| /75 | D, C | 3/4 x 14 |
| /76 | D, C | 1 x 11-1/2 |



THREE-WAY (TEE) FEMALE COUPLING X147

| | | |
|-----|------|------------|
| /71 | D, C | 1/8 x 27 |
| /72 | D, C | 1/4 x 18 |
| /73 | D, C | 3/8 x 18 |
| /74 | D, C | 1/2 x 14 |
| /75 | D, C | 3/4 x 14 |
| /76 | D, C | 1 x 11-1/2 |



SOCKET HEAD PLUG X148

| SPECIFIC | MATERIAL | THREAD |
|----------|----------|------------|
| /71 | D, C | 1/8 x 27 |
| /72 | D, C | 1/4 x 18 |
| /73 | D, C | 3/8 x 18 |
| /74 | D, C | 1/2 x 14 |
| /75 | D, C | 3/4 x 14 |
| /76 | D, C | 1 x 11-1/2 |



HEX HEAD PLUG X149

| SPECIFIC | MATERIAL | THREAD |
|----------|----------|------------|
| /71 | C | 1/8 x 27 |
| /72 | C | 1/4 x 18 |
| /73 | C | 3/8 x 18 |
| /74 | C | 1/2 x 14 |
| /75 | C | 3/4 x 14 |
| /76 | C | 1 x 11-1/2 |



REDUCER BUSH X150

| SPECIFIC | MATERIAL | FEMALE THREAD | MALE THREAD |
|----------|----------|---------------|----------------|
| /71/72 | D, C | 1/8 x 27 | 1/4 x 18 |
| /71/73 | D, C | 1/8 x 27 | 3/8 x 18 |
| /71/74 | D, C | 1/8 x 27 | 1/2 x 14 |
| /72/73 | D, C | 1/4 x 18 | 3/8 x 18 |
| /72/74 | D, C | 1/4 x 18 | 1/2 x 14 |
| /72/75 | D, C | 1/4 x 18 | 3/4 x 14 |
| /73/74 | D, C | 3/8 x 18 | 1/2 x 14 |
| /73/75 | D, C | 3/8 x 18 | 3/4 x 14 |
| /73/76 | D, C | 3/8 x 18 | 1 x 11-1/2 |
| /74/75 | D, C | 1/2 x 14 | 3/4 x 14 |
| /74/76 | D, C | 1/2 x 14 | 1 x 11-1/2 |
| /75/76 | D, C | 3/4 x 14 | 1 x 11-1/2 |
| /75/77 | D, C | 3/4 x 14 | 1-1/4 x 11-1/2 |



THREE-WAY CONNECTORS X114

| SPECIFIC | MATERIAL | THREAD |
|----------|----------|------------|
| /35 | B | M10 x 1.00 |
| /11 | B | 3/8 x 24 |



FOUR-WAY CONNECTOR X115

| SPECIFIC | MATERIAL | THREAD |
|----------|----------|----------|
| 11 | B | 3/8 x 24 |

JIC BANJO ADAPTORS



SINGLE BANJO ADAPTORS X116

| SPECIFIC | MATERIAL | THREAD | DIAMETER |
|----------|----------|-----------|-----------|
| /10/10 | C | 5/16 x 24 | 0.3125** |
| /11/11 | P, C, D | 3/8 x 24 | 0.375*** |
| /11/12 | P, C | 3/8 x 24 | 0.4375"# |
| /12/11 | P | 7/16 x 20 | 0.375*** |
| /12/12 | P | 7/16 x 20 | 0.4375"# |
| /12/M14 | D | 7/16 x 20 | 14MM |
| /12/14 | P | 7/16 x 20 | 0.5625"## |
| /14/12 | D | 9/16 x 18 | 0.4375"# |
| /14/M14 | D | 9/16 x 18 | 12MM |
| /14/M16 | D | 9/16 x 18 | 16MM |
| /14/14 | D | 9/16 x 18 | 0.5625"## |
| /16/M14 | D | 3/4 x 18 | 14MM |
| /16/M16 | D | 3/4 x 18 | 16MM |
| /16/16 | D | 3/4 x 18 | 0.750" |

* = 5/16"/8MM ** = 3/8"/10MM # = 7/16"/11MM ## = 9/16"



DOUBLE BANJO ADAPTORS X117

| | | | |
|-----|---------|-----------|-----------|
| /10 | C | 5/16 x 24 | 0.3125** |
| /11 | P, C, D | 3/8 x 24 | 0.375*** |
| /12 | D | 7/16 x 20 | 0.4375"# |
| /14 | D | 9/16 x 18 | 0.5625"## |
| /16 | D | 3/4 x 18 | 0.750" |

* = 5/16"/8MM ** = 3/8"/10MM # = 7/16"/11MM ## = 9/16"

BANJO BOLTS X118



| SPECIFIC | MATERIAL | THREAD |
|----------|----------|-----------|
| /12 | P, C, D | 7/16 x 20 |
| /14 | D | 9/16 x 18 |
| /16 | D | 3/4 x 18 |
| /38 | P, D | 12 x 1.00 |
| /39 | P, D | 12 x 1.25 |
| /40 | D | 12 x 1.50 |
| /40Y | D | 12 x 1.50 |
| /41X | D | 14 x 1.00 |
| /41 | D | 14 x 1.25 |
| /42 | D | 14 x 1.50 |
| /43XX | D | 16 x 1.00 |
| /43X | D | 16 x 1.25 |
| /43 | D | 16 x 1.50 |
| /43Y | D | 16 x 1.50 |



PRESSURE GAUGE ADAPTORS

IN-LINE ADAPTOR

| | | |
|-------------|---|---|
| X160/14/71D | D | 9/16 x 18 JIC (-06) MALE ENDS WITH 1/8 x 27 NPTF TAKE-OFF PORT |
|-------------|---|---|



BRACKET-MOUNTED ADAPTOR

| | | |
|-------------|---|--|
| X161/14/71D | D | 9/16 x 18 JIC (-06) MALE ENDS WITH 1/8 x 27 NPTF TAKE-OFF PORT |
|-------------|---|--|



CARBURETTOR FITTINGS (ALLOY) X166

| PART No. | CARBURETTOR | CARBURETTOR THREAD | JIC SIZE |
|------------|-------------------------|-----------------------|----------|
| X166-06/HS | HOLLEY (SINGLE FEED) | 9/16 x 24 | -06 |
| X166-06HD | HOLLEY (DUAL FEED) | 7/8 x 20 | -06 |
| X166-08/HD | HOLLEY (DUAL FEED) | 7/8 x 20 | -08 |
| X166-06/CE | CARTER/EDELBROCK | 5/8 x 20 | -06 |
| X166-06/39 | DELLORTO/SOLEX | M12 x 1.25 | -06 |
| X166-06/40 | WEBER | M12 x 1.50 | -06 |

GAUGE-HEAD ADAPTORS X162/3



STRAIGHT

| | | |
|-------------|---|--|
| X162/11/71P | P | 1/8 NPTF FEMALE TO 3/8 x 24 JIC (-03) MALE |
| X162/12/71P | P | 1/8 NPTF FEMALE TO 7/16 x 20 JIC (-04) MALE |



90° ELBOW

| | | |
|-------------|---|--|
| X163/11/71P | P | 1/8 NPTF FEMALE TO 3/8 x 24 JIC (-03) MALE |
| X163/12/71P | P | 1/8 NPTF FEMALE TO 7/16 x 20 JIC (-04) MALE |



FUEL-LINE FITTINGS X164

| PART No. | MATERIAL | FUEL PUMP THREAD | JIC SIZE |
|------------|----------|---------------------|--------------------------|
| X164-06/F1 | D | 1/2 x 20 | 9/16 x 18 JIC (-06) MALE |
| X164-06/F2 | D | 5/8 x 18 | 9/16 x 18 JIC (-06) MALE |